




# Upper School Parent Presentation

6 February 2024

Bronwyn Carruthers

(Deputy Principal Curriculum)

# Welcome to Upper School in 2024




# THE CURRICULUM TEAM



Mrs Leanne Brown  
Careers & VET  
Coordinator



Mrs Bronwyn Carruthers  
Deputy Principal Curriculum



Mrs Surette Britz  
Head of English/HASS  
Year 12 Form Teacher



Mrs Beulah Lombard  
Head of Maths/Arts  
& Technologies



Mrs Nicolette Vickers  
Head of Science/HPE

# THE PASTORAL CARE TEAM

## Year 12



Mr Stuart Hayward  
Deputy Principal Students



Ms Grace Gabrielson  
Year 12 Coordinator



Mrs Surette Britz  
Year 12 Form Teacher




Mrs Deidre De Wet  
Year 12 Form Teacher

# THE PASTORAL CARE TEAM

## Year 11



Mr Stuart Hayward  
Deputy Principal Students



Mr Conor Buckley  
Head of Year 11



Mrs Beulah Lombard  
Year 11 Form Teacher



Mr Peter Siani  
Year 11 Form Teacher



Mrs Christine Fernandez  
Year 11 Form Teacher



Mrs Janice Paulus  
Year 11 Form Teacher

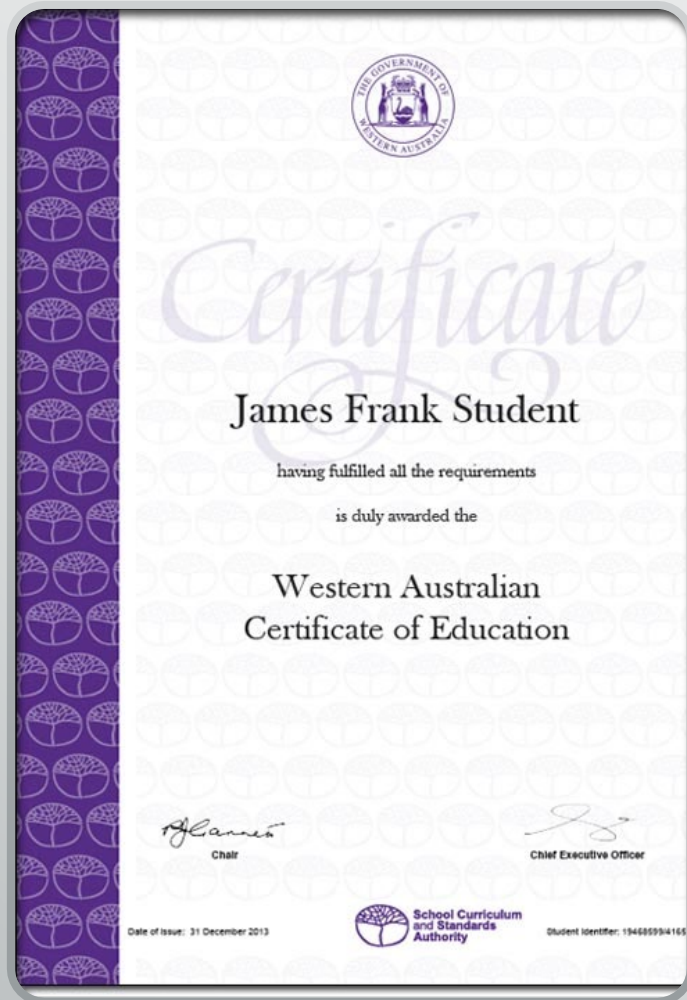


School Curriculum  
and Standards  
Authority

# TERMINOLOGIES

- WACE – Western Australian Certificate of Education
- ATAR – Australian Tertiary Admission Rank
- SCSA - Schools Curriculum and Standards Authority
- Course – academic program produced by SCSA
- Endorsed program – Program produced by another provider – can be the school – which is endorsed by SCSA and will count towards the WACE e.g. ECU UniPrep, ECCS Christian Studies
- VET – Vocation Education and Training – TAFE and RTO produced certificate courses that count towards achieving a WACE

# What is the WACE?



## The Western Australian Certificate of Education:

- Includes a minimum of 20 Units studied in Years 11 & 12
- 10 Units (includes equivalents) must be studied in Year 12
- Unit equivalents include VET and Endorsed Programs (e.g. Workplace Learning, ECU UniPrep)
- 4 units of English over Years 11 & 12
- One pair of List A units (English, Humanities, Arts)
- One pair of List B units (Math, Science, Technologies)
- 14 C grades or higher
- 6 Cs in Year 12 units

Units and unit equivalents are often referred to as WACE points

# Why a WACE not achieved by some students

- Do not meet literacy and/or numeracy standard (OLNA)
- Do not pass enough units – 14 units must have a C grade or higher.
  - Do not achieve a pass in 8 of the Year 11 units
  - Do not pass enough Year 12 units (need to pass 6 in Year 12)
    - Students have picked courses that they are not suited to
    - Students do not work at their courses either in class, at home or both because they lack intrinsic motivation.
    - Other





# WASSA

**The Western Australian Statement of Student Achievement (WASSA)** is issued to all Year 12 students at the completion of their secondary schooling. The WASSA provides a formal record of what students leaving in Year 12 have achieved as a result of their school education in Western Australia.



Government of Western Australia  
Department of Training  
and Workforce Development



# Vocational Education and Training

QUALIFICATIONS REGISTER FOR SECONDARY STUDENTS

2021 SCHOOL YEAR



# VET in Schools

Some of our Year 12 students are completing the **Certificate III in Business**

Year 12s who have not completed the **Certificate II in Hospitality** will have the opportunity to do so this year. This is essential for students to complete this competently to achieve the WACE.

Students may also do either a one or two-day course at a TAFE campus.

Certificate courses provide unit points towards the WACE.

Certificate II – 4 WACE points (2 for Year 12)

Certificate III – 6 WACE points (4 for Year 12)





# The USI – Unique Student Identifier

- All students taking VET certificate courses must have a USI
- Without a USI you will not get any credit towards the Certificate
- Mrs Brown must have a record of your USI
- If you do not have a USI, see Mrs Brown tomorrow.

# OLNA

- Online Literacy and Numeracy Assessment
- Demonstrate the skills regarded as essential to meet the demands of everyday life and work in a knowledge-based economy.
- 2 Opportunities to sit the OLNA in Year 11 and 2 in Year 12 – 1 in Term 2 and one in Term 3
- After Year 12 students can apply to sit the test for each component that they have not demonstrated the standard in. Applications can be made via the WACE after Year 12 page on the SCSA website.

# Externally Set Tasks (ESTs) Year 12 only



- Students doing General or Foundation Courses
- The EST is compulsory and forms part of the school-based assessment and is included as a separate assessment type with a weighting of 15% for the pair of units.
- Occurs in Term 2 under standard test conditions on material from Unit 3.
- The EST will take 50 minutes.
- The ESTs are marked by teachers in each school using a marking key provided by the Authority.

**ESTs are NOT General equivalents of the WACE Exams.**



# School Exams

- Run at the end of each semester.
- Most Semester 1 exams in Year 11 are 2.5 hours in length.
- After this, exams are 3 hours in length for most courses.
- Occurs in the Youth Centre away from noise and distractions.
- Year 12 Semester 2 exams begin in the Term 3 holidays – Wednesday of second week 2 October 2024.
- Exam timetables will be available at least 4 weeks before the exams.
- Students should bring photo identification to exams – e.g. smart rider, driver's license

## Holidays during the term

Please do not take Year 11 and 12 students away during the school term.

Missing a week of school means that a student has 25 hours of work to catch up.

Also, it not advisable for Year 12 ATAR students to go away during the Term 3 holidays.

These should be used for study for the upcoming Semester 2 Exams.





# WACE Exams

- ATAR course examinations are developed and conducted for all Year 12 ATAR courses.
- Year 12 students who are enrolled in Units 3 and 4 of an ATAR course are required to sit the ATAR course examination.
- **These exams are compulsory.** Failure to sit the WACE exam means that the units studied are not counted towards the WACE.
- If students are unable to sit a WACE exam due to illness a misadventure form can be downloaded from the SCSA website and must be submitted by the due date.
- There are both written and practical examinations for some ATAR courses.
- Exam timetables will be available in September.

# WACE Exams

ATAR course examinations complement and support school assessment in the following ways:

- a student receives an ATAR course report for each ATAR course examination completed
- teachers receive diagnostic feedback from the ATAR course examinations to help them review and refine their teaching
- generate an ATAR for university admissions purposes
- employers and training organisations have access to meaningful and comparable data.



# What can we do to help?

All Year 12 students





# Parents or Guardians

Staying focused is important for all students as they work towards finishing Secondary School. There are some simple things you can do.

- Help your teen stay focused on their goals, reaching the end of the school year and starting the next chapter of their life's adventure.
- Resist society's narrow definition of success and encourage your teen to develop their own personal definition of success.
- Talk with your teen in particular about your expectations; Students experience much less worry and stress about schoolwork when they feel like they are meeting parents' expectations. Students will often assume what these are if they are not said. It also helps to have reasonable expectations.
- Tell your teen you love them no matter what grades or ATAR or offers they get.

An illustration of a study desk. On the desk, there is a red calendar, a round clock, a stack of books, and a laptop. A yellow backpack is on the floor next to the desk. The background is a light yellow wall with a large sun-like circle.

# Effective study strategies

## Strategies for managing distractions

It can be hard to concentrate on homework or study when there are too many distractions.

- Talk with your child about what they are most likely to be distracted by and how they can limit these.
- Set up an area that is quiet and well lit with good air flow.

# Avoid distractions

- Consider making this area a phone free zone or turning off social media notifications during set study periods.
- It is important that your child has regular breaks while studying or doing homework / assignments and sets aside time for fun. If they know that they will get time to connect with others and do the things they enjoy they will find it easier to focus during set study periods.




# Parents / Guardians

- Space – provide a quiet space for homework and study.
- Time – free up some time by relaxing expectations for chores and family commitments during exam periods; assess part-time job commitments and limit hours, if required



- Routine – establish a regular routine and flexible schedule to create balance
- Clarification – encourage your child to ask their teacher questions if they're unsure







Balance – encourage extra-curricular activities and connection with support networks



Rest – maintain a regular sleep schedule and encourage recreation with regular short and long breaks to relax, exercise and socialise



Breaks – teach the importance of study breaks, and returning to study as planned after a break – make a list activities that can be breaks and rewards




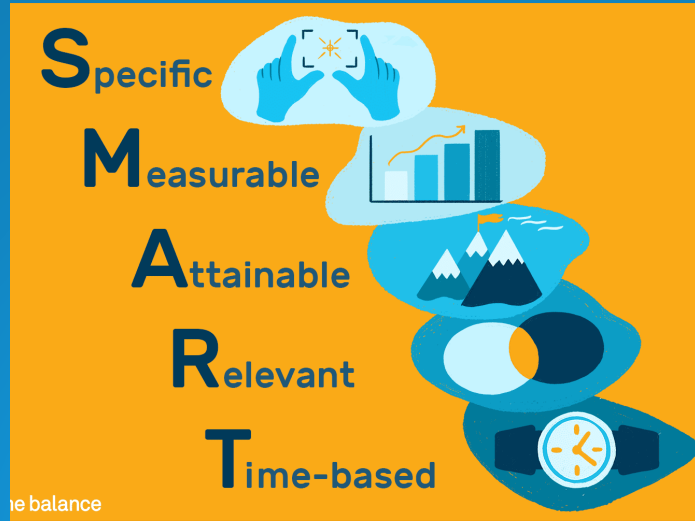


Distractions – minimise disruptions to study schedules by encouraging breaks from phones and social media

Talk – find out from your child about when, where and how they study best – encourage them to take advantage of any course clubs or study technique sessions run by the school

What can we at  
ECCS do?





- Course clubs after school – free tutoring
- OLNA prep to help students prepare for the Online Literacy and Numeracy Assessment
- Teach study skills
- Encourage students to make SMART goals
- Wellbeing activities – Ball, Wellbeing Day
- Keep you informed of important dates

# Important Dates – Term 1



4 March

Public Holiday

22 March

Interim Reports released on SEQTA

25 March

Year 11 & 12 Parent Teacher Interviews

26 March

Last day for Year 12s to change their enrolment in courses (after this date you can only withdraw)

28 March

Last day of Term 1

# Important Dates – Term 2



16 April

Start Term 2

22 April – 3 May

OLNA 1<sup>st</sup> Round for 11 & 12 students

6 - 24 May

ESTs (General and Foundation Courses)

20-24 May

ATAR Assessment free week

27 May - 5 June

ATAR Semester 1 Exams

3 June

Public Holiday

14 June

Wellbeing Day

28 June

End of Term 2

# Important Dates – Term 3



17 July

Start Term 3

26 July

Interhouse Athletics Carnival

19 August

Mid Term Break

2-13 September

OLNA Round 2

19 September

Year 12 UniPrep Maths exam

20 September

End Term 3

# Important Dates – Term 4



2-9 October

Semester 2 Exams (Mocks)

7 October

Start Term 4 – all non-ATAR students

10 October

ATAR students return to school

10 October

ATAR students go to JSR Period 5 TBC

15 October

Valedictory Day and Valedictory Dinner

17 October

Graduation, students receive statement of results

28 October

WACE Exams start

15 November

WACE Exams finish



## Tertiary Institutions Service Centre, Western Australia



Applying to five WA unis is easier than you think

**Five steps to university admission →**





## Tertiary Institutions Service Centre

### ADDRESS

Tertiary Institutions Service Centre  
Level 1, 100 Royal Street  
East Perth WA 6004

Limited street parking is available.  
A multi-storey car park is located  
diagonally opposite TISC. The yellow  
CAT bus stops opposite TISC.

### TELEPHONE

(08) 9318 8000

### FACSIMILE

(08) 9225 7050

### WEBSITE

[www.tisc.edu.au](http://www.tisc.edu.au)

## TISC'S ROLE

TISC runs a joint applications system for admission to undergraduate courses at the universities below.

- Curtin University
- Edith Cowan University (ECU)
- Murdoch University
- The University of Notre Dame Australia
- The University of Western Australia (UWA)

TISC receives and processes applications for admission to these universities. TISC doesn't select applicants, assess qualifications or decide eligibility for admission - the universities do this. If you want detailed information about a course or want to check the likelihood of selection, you should ask the Admissions Centre of the university offering that course.

## The TISC Guide

- The TISC Guide for 2025 will be released after the middle of the year.
- Students intending applying for university will receive a TISC Guide.
- The Curriculum Team will help students apply for university if they need help.
- We will spend time together becoming familiar with the TISC website.
- Dates for applying for university will be released later in the year.



2024

TISC GUIDE

Western Australian  
university undergraduate  
courses Curtin, ECU,  
Murdoch, Notre Dame,  
and UWA

# 5 steps to applying for university



## 1. Discover the possibilities.

There are so many interesting courses available to you, it's worth spending some time investigating all the possibilities.

- [Course Search](#)
- [University websites](#)



## 2. Check if you're eligible

See if you've got the right background to get into a course, or explore the pathways that can help you get where you want to go.

- [Entry requirements](#)
- [Alternative entry pathways](#)



## 3. Put in an application

You've got to be in it to win it! Check whether you apply through TISC or directly to the university.

- [University Application](#)
- [Choosing and changing preferences](#)



#### 4. Get your results

Whether they're higher or lower than you were hoping, there are always possibilities. Don't be afraid to ask for advice from TISC or the universities.

- [About ATAR](#)
- [ATAR Calculator](#)
- [Viewing your results/ATAR](#)
- [Contacts](#)



#### 5. Receive an offer

Once you receive an offer, you need to decide how you want to respond. You've got a few options.

- [Offers](#)
- [Viewing your offer](#)
- [No offer?](#)

# Upper School Assessment Policy

Mrs Surette Britz



**Please read, sign and return to Mrs Britz.**

## Missed Assessments

A note from a parent or a medical certificate must be provided by students who are absent for an assessment.

Must be done after school. An assessment catch up club will be run once a week from 3.20 – 4.20 for students to catch up on missed assessments. Students will need to sit the assessment on the next catch up after their return to school.

Students must take responsibility for their assessments. If they are struggling in any way they should ask for help from the teacher before the assessment is due.



School Curriculum  
and Standards  
Authority

*We're working for  
Western Australia.*

[Site map](#) [Accessibility](#) [Contact us](#)

Search term. e.g. Examination:



[Go to whole of WA Government search](#)

[The Authority](#) [Kindergarten to Year 10](#) [Years 11 and 12](#) [Student Information](#) [Parents and Community](#) [International Schools](#)

[Home](#) [Student Portal](#) [Getting Organised](#) [Curriculum](#) [Examinations and Testing](#) [Certification and Post School](#) [FAQs](#)

[Advice for Year 12s](#)

# SCSA Website



## Student Information

Welcome to the School Curriculum and Standards Authority Student Information Website. Here you will find information and advice for students about:

- curriculum and assessment
- examinations
- achieving a WACE
- frequently asked questions.

# SCSA website





### Student Portal

The student portal is a space for students to check and access personal information.

[Find out more about the Student Portal »](#)

[Log in »](#)



### Getting organised

Get organised with important dates, requirements for attaining your WACE and our WACE Checker tool.

[Read more about getting organised »](#)



### Curriculum

Information on what you'll be taught in Years 11 and 12 including course types and links to syllabus documentation and related resources.

[Read more about the curriculum »](#)



### Examinations and testing

Check out this page for information on Assessments, Examinations and Externally set tasks.

[Read more about examinations testing »](#)



### Certification and post-school

Find information about certification on completing Year 12 and post-school study and training options including university and TAFE.


[Read more certification and post-school »](#)



### Frequently asked questions

Read some frequently asked questions from other students or submit your own.

[Visit the FAQs page »](#)



## STUDENT INFORMATION

[Home](#)

[Student Portal](#)

[Getting Organised](#)

[Curriculum](#)

[Examinations and Testing](#)

[Certification and Post School](#)

[FAQs](#)

[Advice for Year 12s](#)



## Student portal

[Log in to the Student Portal »](#)

[Student login and navigation guide](#)

[Quick guide: student portal](#)

[Student Portal Helpdesk »](#)

[Student portal flyer 2016 to 2022 Year 12](#)

[Student portal flyer 2023 Year 12](#)

[Student guide for online EAL/D eligibility declarations](#)

[English as an Additional Language or Dialect \(EAL/D\) course eligibility page](#)

[Student guide for online applications for WACE language courses](#)

[WACE language course enrolment page](#)

To access the student portal, you will need your WA student number (WASN) – which you can find on your school report/s – and a password. When you visit the student portal for the first time, you will be prompted to change your password.



Results  
available

All Year 12 students should be able to access their results and their WASSA from the student portal by around 15 December 2024.

Surviving Year 12 as a  
Parent!

Mrs Beulah Lombard and  
Mrs Nicolette Vickers





Any Questions?